



District Report Card: 2017


State: Mizoram	District: Kolasib
Class: 5	Subject: Language
Schools: 43	Students: 577


Participation/Coverage


Students

 GENDER	Boys		Girls	
	Number	%	Number	%
	300	51.99	277	48.01

 AREA	Rural		Urban	
	Number	%	Number	%
	353	61.18	224	38.82

 CATEGORY	SC		ST		OBC		GEN	
	Number	%	Number	%	Number	%	Number	%
	4	0.69	563	97.57	3	0.52	7	1.21

 CWSN	LD	VI	HI	S&LD	ID	Oth
	1	0	1	0	0	0

 Management	Government		Government-aided	
	Number	%	Number	%
	498	86.31	79	13.69

Average Performance of Students in Language (%)

Overall	Gender		Area		Management		Social Group			
	Male	Female	Rural	Urban	Govt.	Aided	SC	ST	OBC	GEN
54.86	53.49	56.34	52.69	58.27	56.47	44.73	50.00	54.77	75.56	56.19

Performance on Learning Outcomes (LOs)

Learning Outcomes	Description	Average Performance(%)
L504	Reads and comprehends independently storybooks, news items/ headlines, advertisements etc.	57.71
L508	Reads text with comprehension, locates details and sequence of events	53.43

Range of Performance of Students who Answered Correctly							
Below 30%		30% - 50%		50% - 75%		Above 75%	
Number	%	Number	%	Number	%	Number	%
63	10.92	155	26.86	296	51.30	63	10.92

Lowest Performing Learning Outcomes (LOs)

- 1 - Reads text with comprehension, locates details and sequence of events (53.43)
- 2 - Reads and comprehends independently storybooks, news items/ headlines, advertisements etc. (57.71)